

## Features

- The plastic package carries UL Flammability Classification 94V-0
- For surface mounted applications
- Low reverse leakage
- Built-in strain relief, ideal for automated placement
- High forward surge current capability
- High temperature soldering guaranteed:260°C/10 seconds at terminals



## Mechanical Characteristics

- Case: SMA(DO-214AC) package molded plastic body over passivated chip
- Terminals: Solder plated, solderable per MIL-STD-750, Method 2026
- Polarity: Color band denotes cathode end
- Mounting Position: Any
- Weight: 0.0021 ounce, 0.059 grams

## Absolute Maximum Ratings and Electrical Parameters (TA=25°C unless otherwise specified)

PARAMETER	SYMBOL	GS3AA	GS3BA	GS3DA	GS3GA	GS3JA	GS3KA	GS3MA	UNIT
Maximum repetitive peak reverse voltage	$V_{RRM}$	50	100	200	400	600	800	1000	V
Maximum RMS voltage	$V_{RMS}$	35	70	140	280	420	560	700	V
Maximum DC blocking voltage	$V_{DC}$	50	100	200	400	600	800	1000	V
Maximum average forward rectified current	$I_{AV}$	3							A
Peak forward surge current <sup>(NOTE1)</sup>	$I_{FSM}$	100							A
Maximum instantaneous forward voltage at 3A	$V_F$	1.1							V
Maximum DC reverse current at rated DC blocking voltage	$T_A=25\text{ }^\circ\text{C}$	$I_R$							$\mu\text{A}$
	$T_A=100\text{ }^\circ\text{C}$	$I_{RT}$							$\mu\text{A}$
Typical junction capacitance <sup>(NOTE 2)</sup>	$C_J$	45							pF
Typical Thermal Resistance Junction to Ambient <sup>(NOTE3)</sup>	$R_{\theta JA}$	85							$^\circ\text{C/W}$
Typical Thermal Resistance Junction to Lead <sup>(NOTE3)</sup>	$R_{\theta JL}$	28							$^\circ\text{C/W}$
Operating Temperature Range	$T_J$	-55 to 150							$^\circ\text{C}$
Storage Temperature Range	$T_{STG}$	-55 to 150							$^\circ\text{C}$

Note1: 8.3ms single half sine-wave superimposed on rated load

Note2: Measured at 1MHz and applied reverse voltage of 4.0V DC.

Note3: PCB. mounted with 5×5mm copper pad areas

## Summary of Packing Options

Package	Packing Description	Packing Quantity	Industry Standard
SMA	Tape/Reel, 11" reel	5000	EIA-481-1
	Tape/Reel, 7" reel	2000	EIA-481-1

**Rating And Characteristic Curves ( $T_A=25^\circ\text{C}$  unless otherwise noted)**

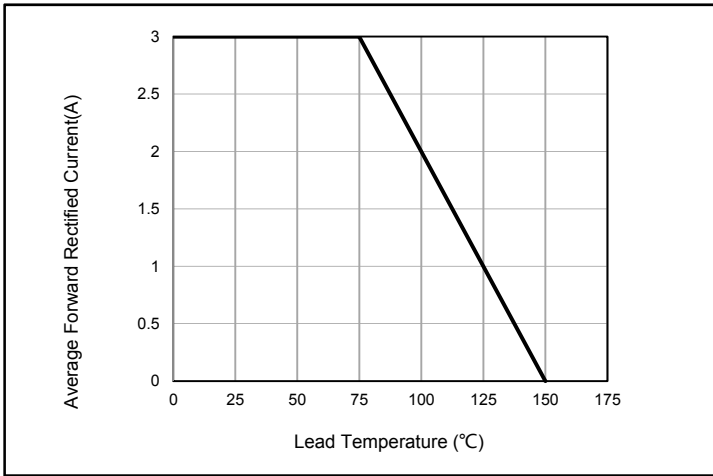


Fig. 1 - Forward Current Derating Curve

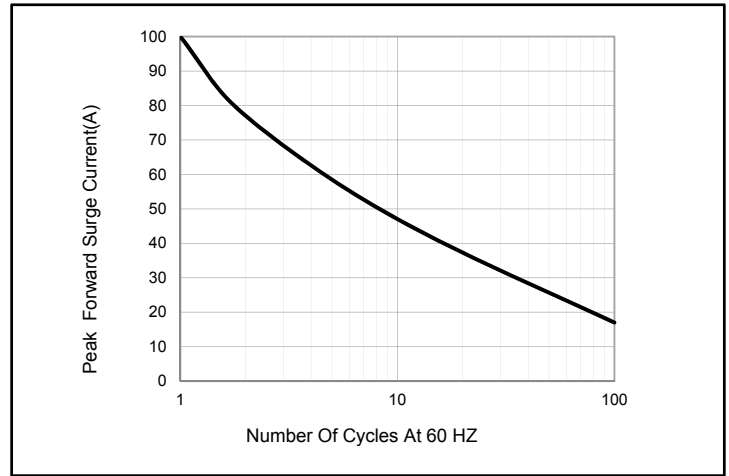


Fig. 2 - Maximum Non-Repetitive Peak Forward Surge Current

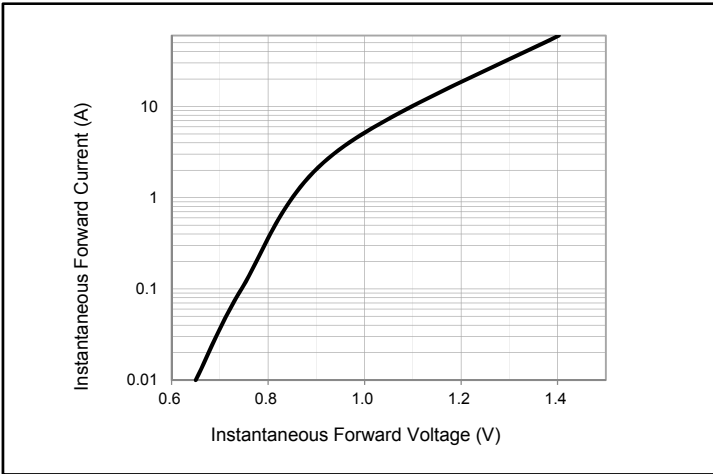


Fig. 3 - Typical Instantaneous Forward Characteristics

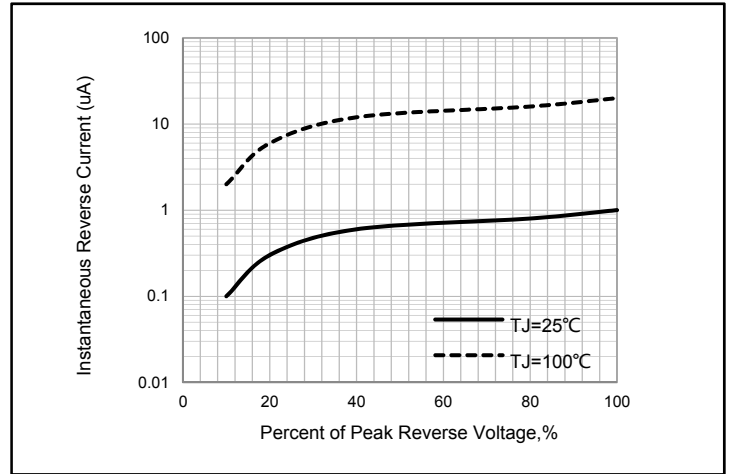


Fig. 4 - Typical Reverse Characteristics

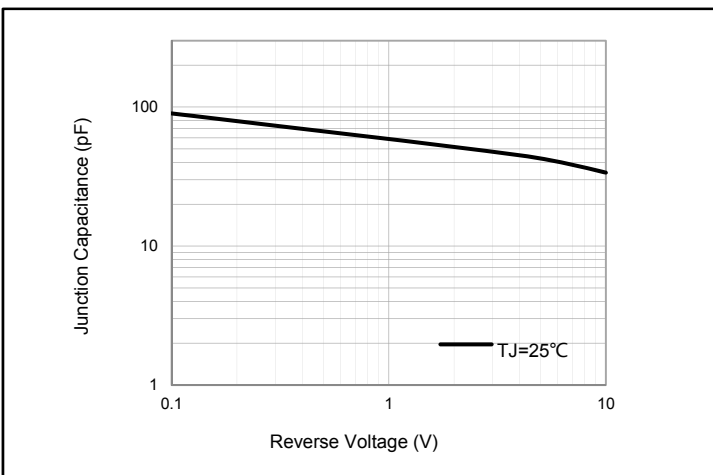


Fig. 5 - Typical Junction Capacitance

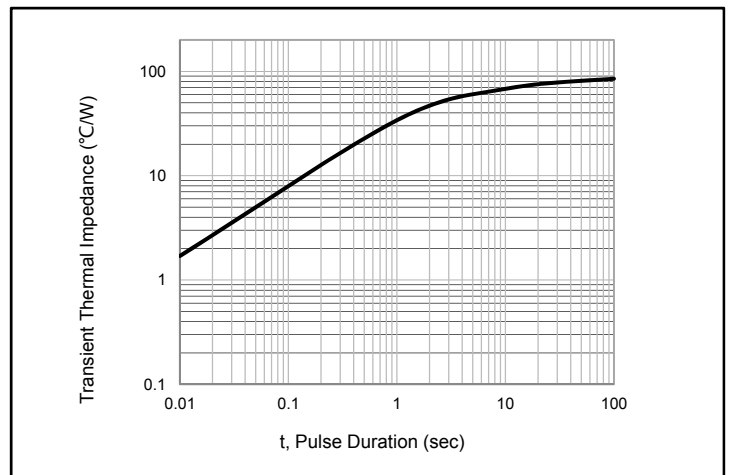
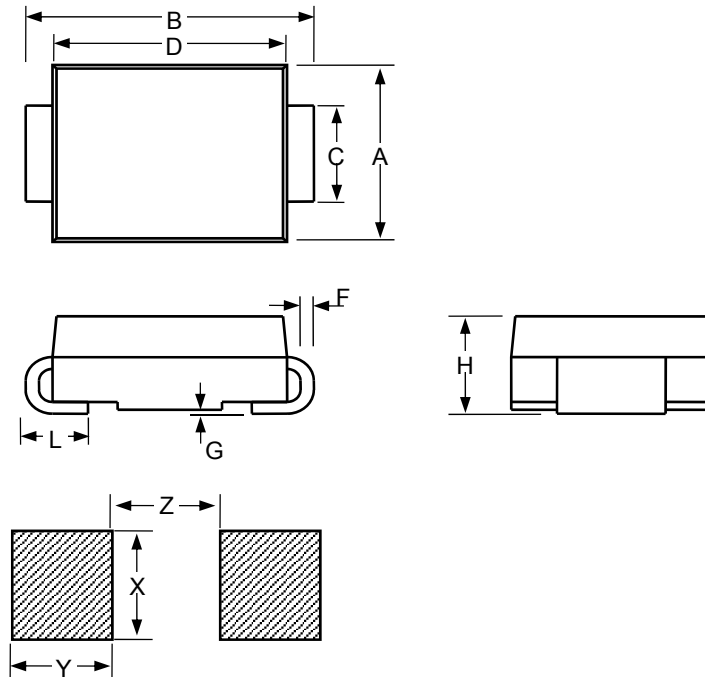


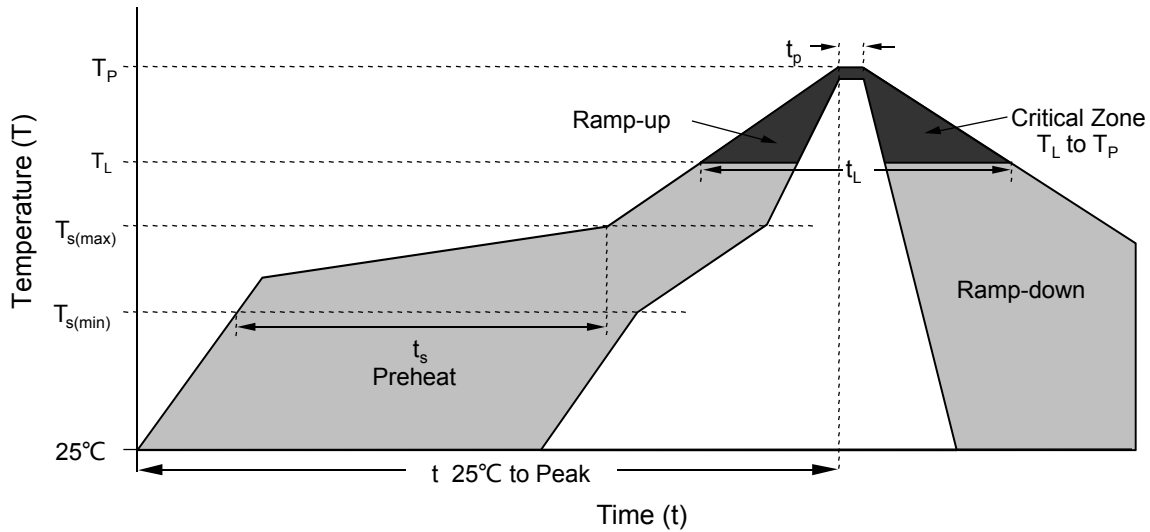
Fig. 6 - Typical Transient Thermal Impedance

**Package Dimensions**



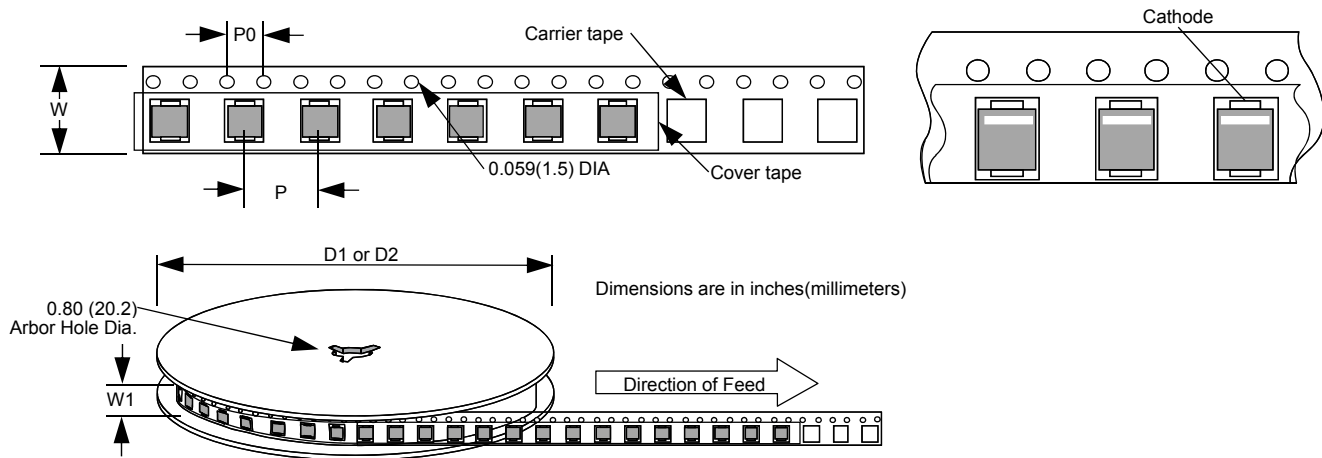
SMA						
Dimension	Inches			Millimeters		
	MIN	NOM	MAX	MIN	NOM	MAX
A	0.1		0.11	2.54		2.8
B	0.194		0.223	4.93		5.66
C	0.051		0.067	1.3		1.7
D	0.157		0.177	3.99		4.5
L	0.03		0.06	0.76		1.52
F	0.006		0.012	0.152		0.305
G	-		0.008	-		0.203
H	0.078		0.095	1.98		2.42
X		0.085			2.16	
Y		0.07			1.78	
Z		0.079			2	

## Soldering Parameters



Reflow Condition		Lead-free assembly
Pre Heat	- Temperature Min ( $T_{s(min)}$ )	150°C
	- Temperature Max ( $T_{s(max)}$ )	200°C
	- Time (min to max) ( $t_s$ )	60 – 180 secs
Average ramp up rate (Liquidus Temp ( $T_L$ ) to peak)		3°C/second max
$T_{s(max)}$ to $T_L$ - Ramp-up Rate		3°C/second max
Reflow	- Temperature ( $T_L$ ) (Liquidus)	217°C
	- Time ( $t_L$ )	60 – 150 secs
Peak Temperature ( $T_P$ )		260 <sup>+0/-5</sup> °C
Time within 5°C of actual peak Temperature ( $t_p$ )		20 – 40 secs
Ramp-down Rate		6°C/second max
Time 25°C to peak Temperature (t)		8 minutes Max.
Do not exceed		260°C

**Tape and Reel Specification**



Dimension	Inches			Millimeters		
	MIN	NOM	MAX	MIN	NOM	MAX
P		0.157			4	
P0		0.157			4	
W		0.472			12	
W1		0.492			12.5	
D1		7			177.8	
D2		11			279.4	

**Disclaimer****Disclaimer**

This document is for reference only, data sheet specifications and its information contained are intended to provide a product description only. Weichao Brand. reserves the right to make changes without notice for the specification of the products displayed herein to improve reliability, function or design or otherwise.

The product listed herein is designed to be used with ordinary electronic equipment or devices, and not designed to be used with equipment or devices which require high level of reliability and the malfunction of with would directly endanger human life (such as medical instruments, transportation equipment, aerospace machinery, nuclear-reactor controllers, fuel controllers and other safety devices). Customers using or selling weichaosemi components for use in such applications do so at their own risk and shall agree to fully indemnify weichaosemi and its subsidiaries harmless against all claims, damages and expenditures.

For additional information, please visit our website <http://www.weichaosemi.com>